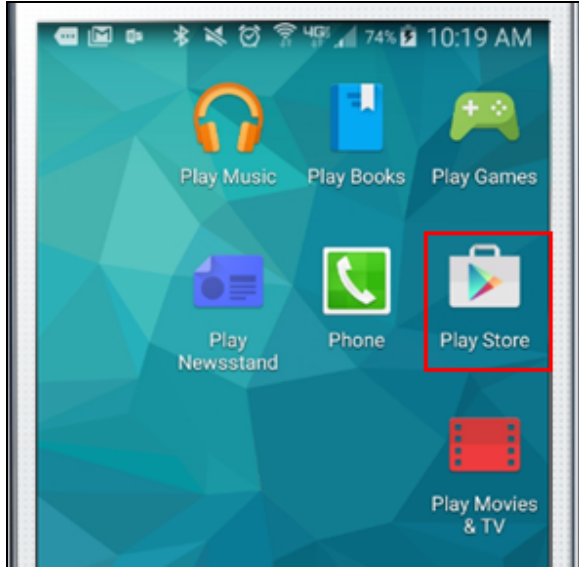


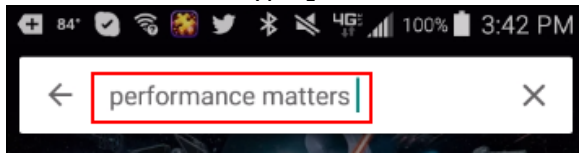
Mobile App Install, Register, Log In

Install the App on Android Devices


1. Tap on the **Play Store** app.



2. In the search bar, type `performance matters`.




3. Tap on the **Performance Matters** app, then tap **Install**.

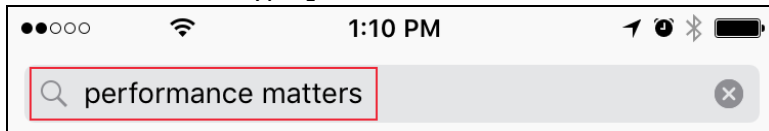


Install the App on Apple Devices (iPhone, iPad)


1. Tap on the **App Store** app.



2. In the search bar, type performance matters.




3. For the Performance Matter app, tap **Get**, then tap **Install**.

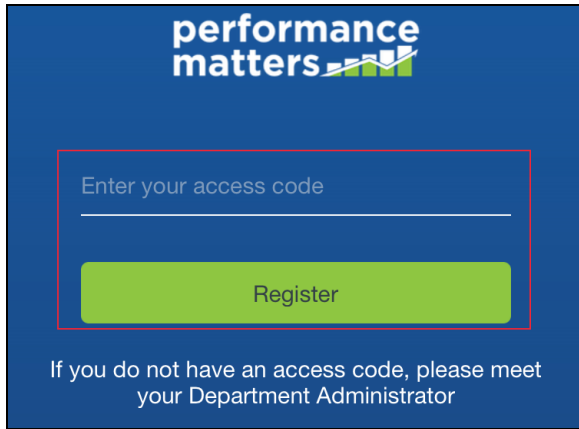


Register the App

1. Tap on the Performance Matters app icon to open it.



2. Enter your access code from your web-based portal and click **Register**.



performance matters


Enter your access code

Register

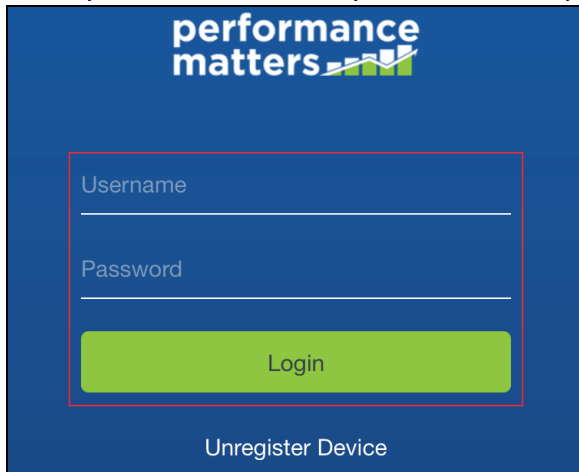
If you do not have an access code, please meet your Department Administrator

Log Into the App

1. Tap on the Performance Matters app icon to open it.



2. Enter your user name and password and tap **Login**.



performance matters

Username

Password

Login

Unregister Device

NOTE

If your portal uses a single sign-on process, your login screen may look different.